

Here's a simple "card" game that playfully helps to build language and pre-reading skills by simply associating a sound with a picture and singing the sounds in a particular order.

1. Make copies of this opera cards page. Cut the "cards" and distribute to each parent-child pair. Make sure each pair has at least one card. If your group is small, each parent-child pair could also have a few cards to "sing."




2. Demonstrate the "lyric" that is associated with each picture. Make up a little tune to go with each "lyric." For the duck, sing "quack, quack," for the car, sing "beep, beep," and for the eebee card, sing the line from the eebee theme song.

3. With the group sitting in a circle or line, select a starting point, and ask each person to "sing" their part of the opera and make the following gestures for each sound as they sing : flap arms for duck, press a "horn" for the car, and snuggle for eebee.


If your "cast" has more than one card, continue around until all of the "lyrics" have been sung. Point out how

this game not only introduces children to the basics of musical composition but, like reading, associates sounds with a symbol (the picture...later letters) that is "read" in a particular order. BRAVO!!


[www.eebee.com](http://www.eebee.com)



Beep, beep!



Beep, beep!



Beep, beep!



Quack, quack!



Quack, quack!



Quack, quack!



eebee, bee-bee baby,  
I love you!



eebee, bee-bee baby,  
I love you!



eebee, bee-bee baby,  
I love you!